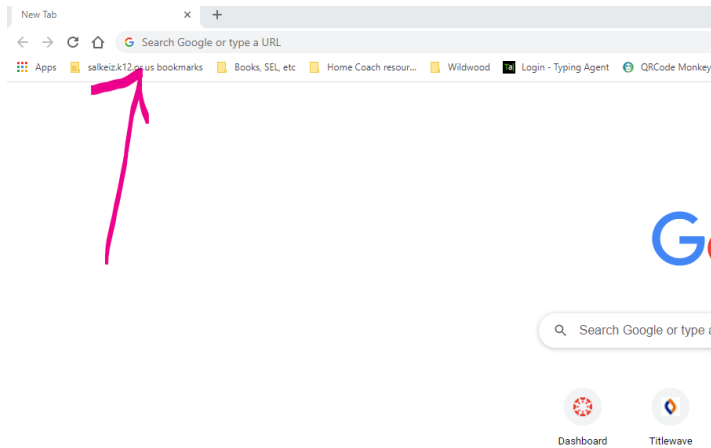
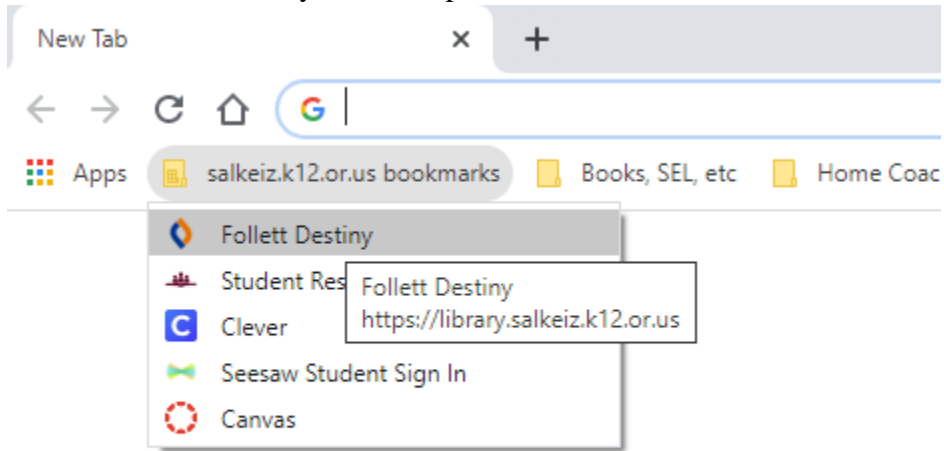


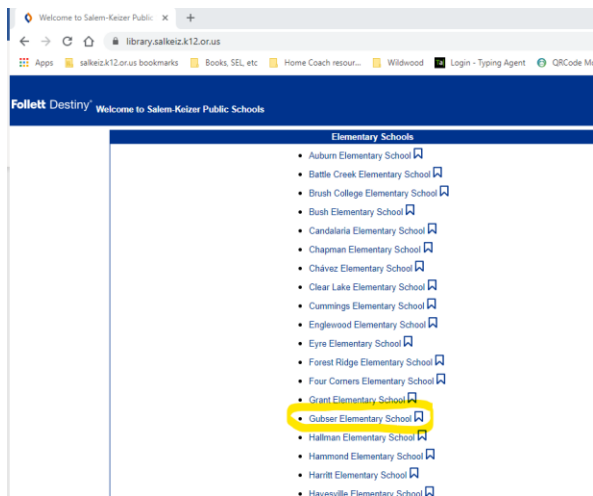
1. Find the Salkeiz.k12.or.us Click on it



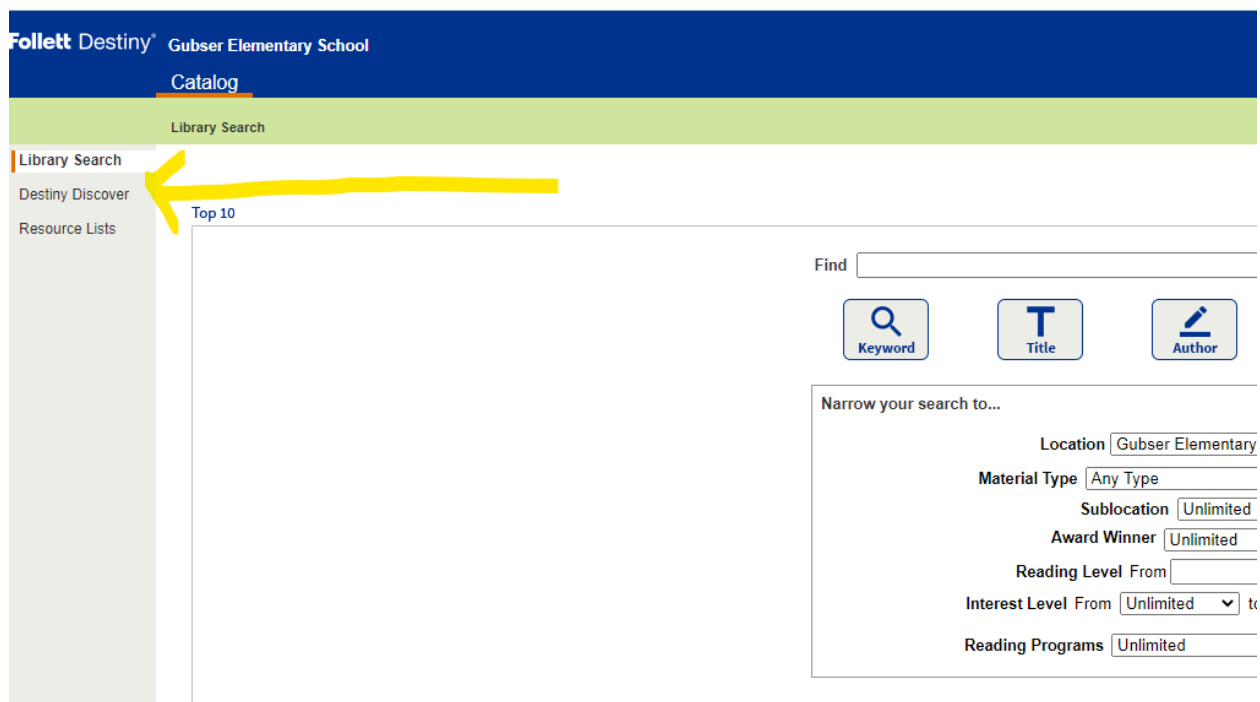
2. Click on Follett Destiny in the drop down box



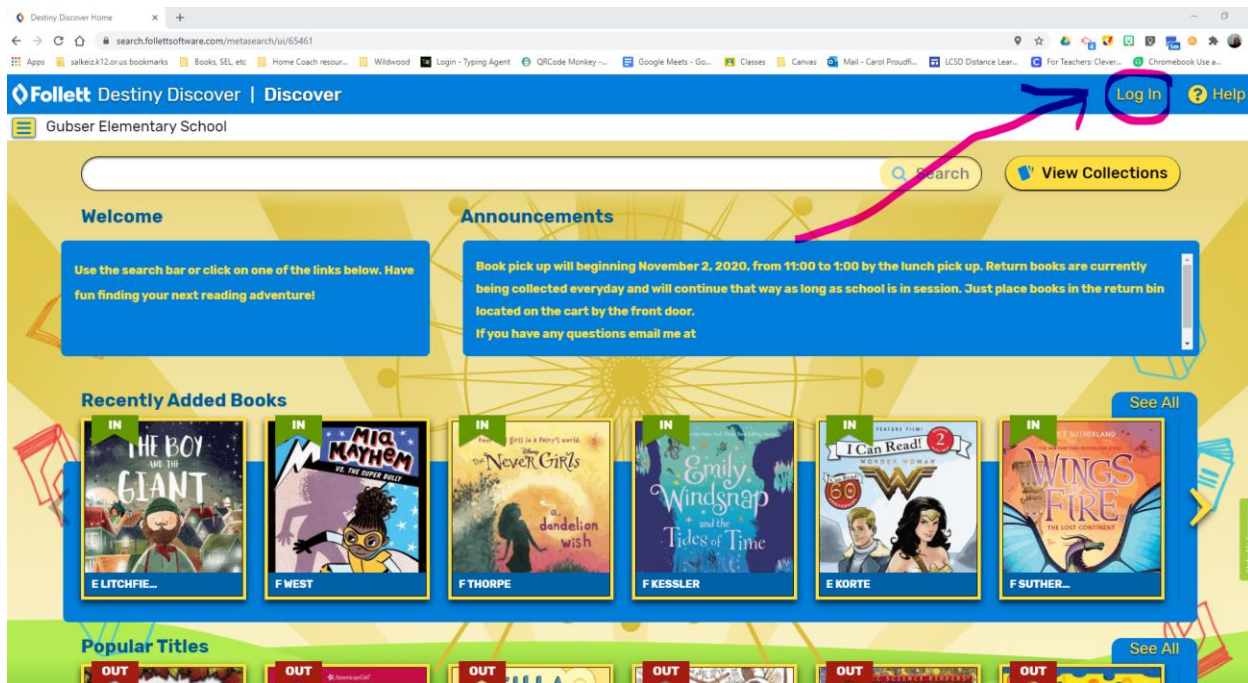
3. When you see a page that is a list of schools, find Gubser Elementary and click on it, then...



4. Click on Destiny discover (on the left side)



4. This is what the Gubser page looks like, in the upper right corner, you'll see a link to Log In.



5. This is your Log In page. Use the same Log In that you use to log into your school computer. You should NOT have to use your entire e-mail address as your username.

Log in using your Follett account

Username

Password

Trouble logging in? Ask your media specialist or librarian.

6. Search for a book you want to put on hold. You can type the title in the search box at the top of the screen or click on one of the topics boxes.

Destiny Discover Home

search.follettsoftware.com/metasearch/ui/65461

Follett Destiny Discover | Discover

Gubser Elementary School

Jeffrey

Search Search Options View Collections

Welcome

Use the search bar or click on one of the links below. Have fun finding your next reading adventure!

Announcements

Book pick up will beginning November 2, 2020, from 11:00 to 1:00 by the lunch pick up. Return books are currently being collected everyday and will continue that way as long as school is in session. Just place books in the return bin located on the cart by the front door. If you have any questions email me at

Recently Added Books

See All

THE BOY AND THE GIANT E LITCHFIE... Hold

MIA MAYHEM F WEST Hold

Never Girls a dandelion wish F THORPE Hold

Emily Windsnap and the Tides of Time F KESSLER Hold

I Can Read! 2 WOODS HOBAR E KORTE Hold

WINGS FIRE THE LOST CONTINENT F SUTHER... Hold

Popular Titles

See All

8. to see that the book is checked in, we will not place a book on hold that is already checked out. Once you find the book you want to put on hold, click on the image of the book.

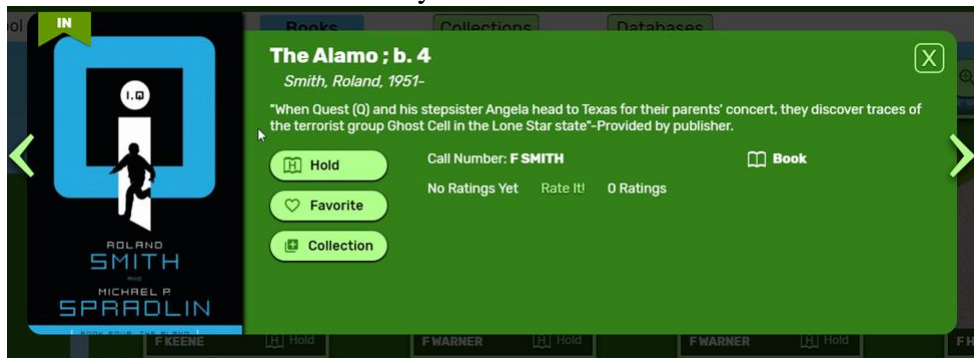


9. When this image appears, click on “More Details”.



10. Here you can place the book on hold just by clicking the button that says 'Hold'! You know

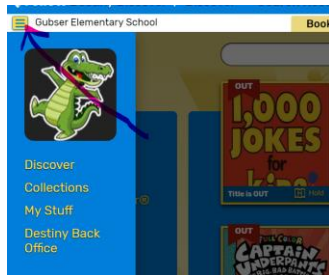
it worked when it switches to say



Congratulations! You've put a book on hold in Destiny!

If you want to check on what you have checked out, any fines, and any other holds you might have, those instructions are next.

1. In the Upper left corner, click box with the lines a drop down menu will appear.



2. Click on the MY Stuff option.



You can see what you have checked out or if you have fines or holds here!